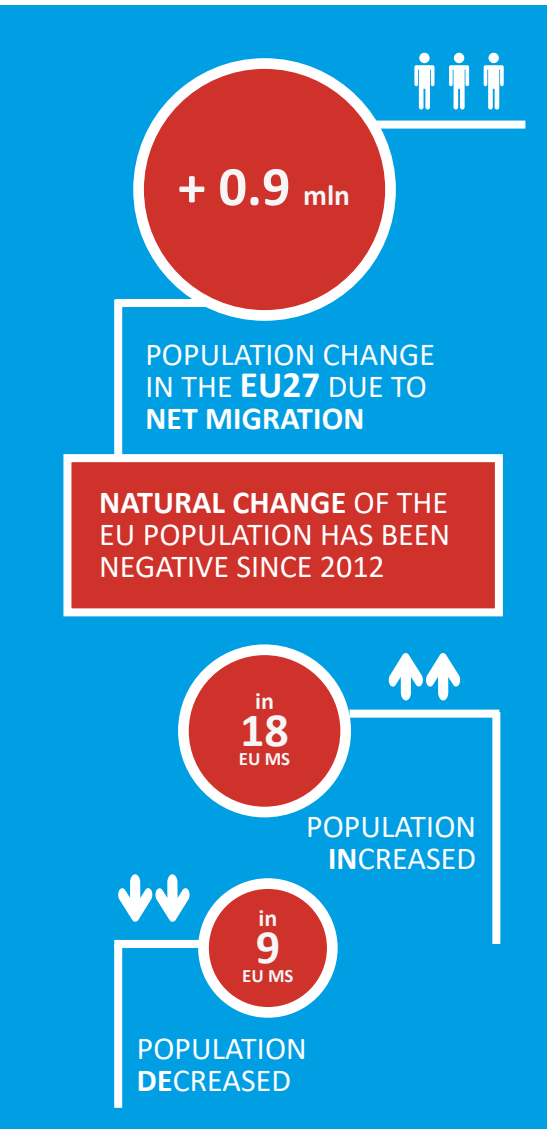
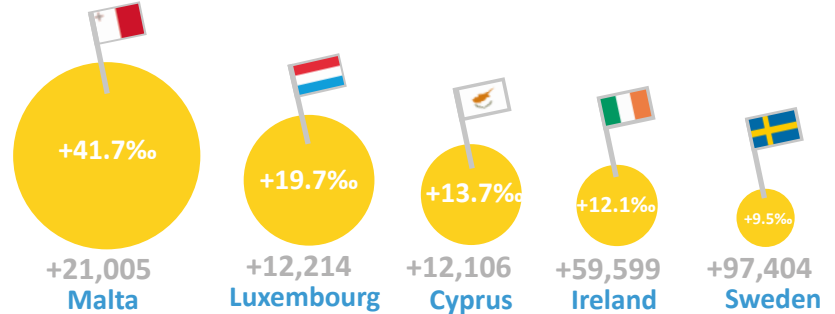


DEMOGRAPHIC CHANGES IN THE PRAGUE PROCESS IN 2020*

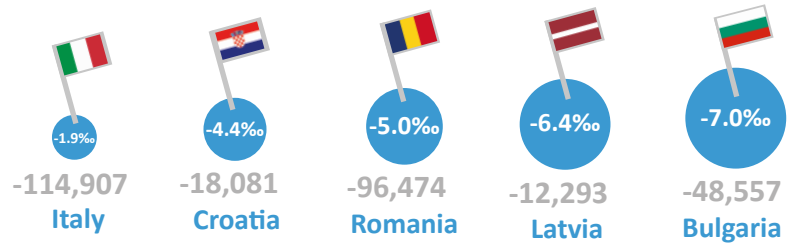


HIGHEST INCREASE OF POPULATION



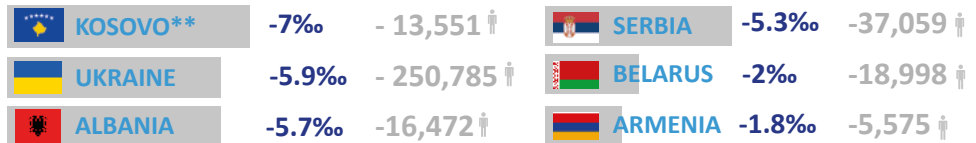
EU MS

HIGHEST DECREASE OF POPULATION



NON-EU STATES

HIGHEST DECREASE OF POPULATION

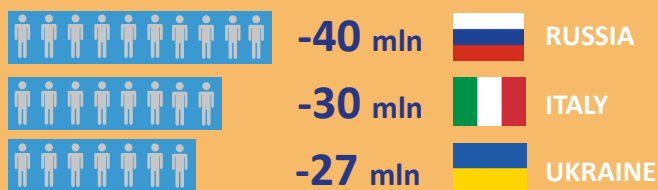


HIGHEST INCREASE OF POPULATION



DEMOGRAPHIC PROJECTIONS UP TO 2100

HIGHEST DECREASE ↓↓



HIGHEST INCREASE ↑↑



Notes:

* Per 1 thousand residents

** This designation is without prejudice to positions on status, and is in line with UNSC 1244 and the ICJ Opinion on the Kosovo Declaration of Independence.

Sources:

Eurostat Report: EU population in 2020: almost 448 million LINK

Eurostat database LINK

Fertility, mortality, migration, and population scenarios for 195 countries and territories from 2017 to 2100: a forecasting analysis for the Global Burden of Disease Study, published in Lancet LINK