




Latvia



General Information



Population

1.934.379 (Eurostat 2018)

1.934.379 (STAT LV 2018)



Immigration

9.916 (Eurostat 2017)

9.916 (STAT LV 2017)



Emigration

374.002 (UN Emigration Stock 2017)

17.724 (STAT LV 2017)



Working-age population

1.259.354 (World Bank 2017)

1.240.232 (STAT LV 2018)



Unemployment rate

7.4% (Eurostat 2018)

7.1% (STAT LV 2018)



GDP

30.463 bn, current prices USD (World Bank 2017)

29.523 bn, current prices EUR (CSB 2018)



Refugees and IDPs

Refugees:

662 (UN Refugee Stock 2017)

Asylum Seekers:

185 (Eurostat 2018)

63 (UN Asylum Stock 2017)



Citizenship

By Birth: No

By Descent: Conditional

Dual Citizenship: Yes

Years of Residency: 5



Territory

64.589 km² (CIA World Factbook)

Migration Authorities

Responsible Ministry

Ministry of Interior

Responsible Minister

Sandis Ģirģens

Line Ministries

- Ministry of Foreign Affairs
- Ministry of Welfare
- Office of Citizenship & Migration Affairs

Agencies

- State Border Guard
- Latvian Center for Human Rights

Key Policy Documents

- 2002 Immigration Law
- 2004 (2007) Law On Stateless Persons
- 2010 (2015) Regulations Regarding Residence Permits
- 2017 Asylum Law
- 1994 Law on Citizenship

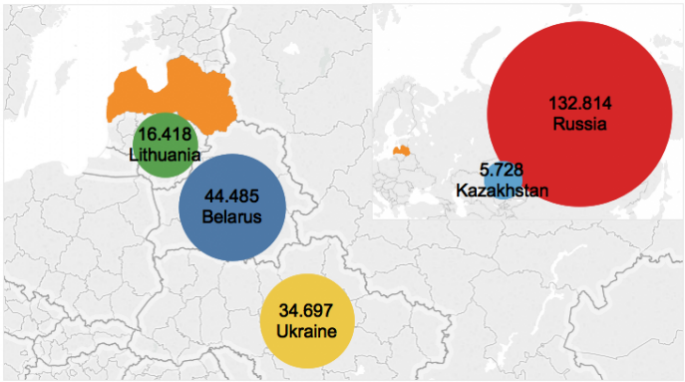
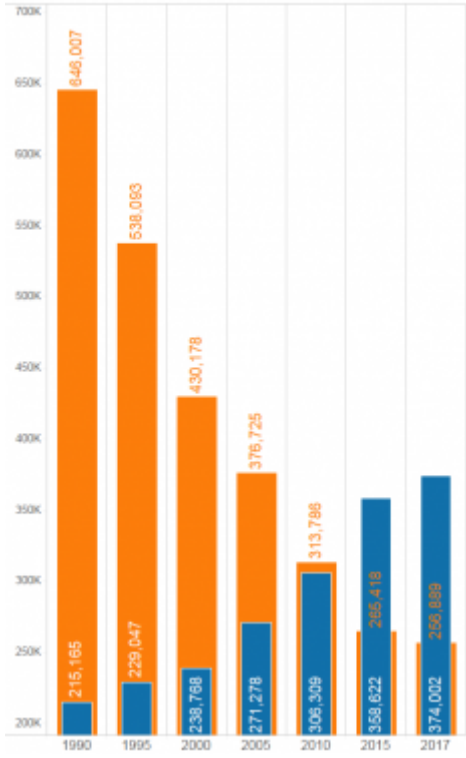
Migration Profiles

- UN DESA 2014

ICMPD Projects

- FReM III (EC - DG HOME, 12/18 - 05/21)
- PP DATA (European Commission, 01/2018 - 01/2020)
- MPF (European Commission, 01/2016 - 11/2018)

Immigrant Stock vs Diaspora
Latvia 1990-2017 (UN DESA 2017)



Inflow vs Outflow of Remittances
Latvia 2009-2016 (World Bank 2017)

